

DSV Milka Schülerscup Skisprung/Nord. Kombination
 Hasenbergschanze Isny
 1. Oktober 2016

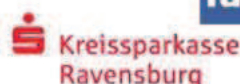
OFFIZIELLE ERGEBNISLISTE
 NORDISCHE KOMBINATION

JURY		SPRUNGRICHTER			
WK-Beauftragter:	Hans Schmid	A:	Markus Strauss		
Rennleiter:	Tom Maus	B:	Daniel Köhler		
		C:	Bene Steible		
Trainer:	Sepp Buchner	D:	Egon Musch		
		E:	Johannes Schedel		

Rang	StNr	Name	Jg	Vbd	Sprunglauf		Langlauf		Rückstand	
					Punkte	Rstd	Rang	Laufzeit		
Jungen (S14), 6 km										
1	2	BRAUN Lasse	03	SBW	228.8	00:04	2	18:44.7	5	
2	1	SCHWARZ Sebastian	03	BSV	229.7	00:00	1	18:52.5	6	3.8
3	3	GEHRING Hannes	03	TSV	217.4	00:49	3	19:25.5	13	1:25.8
4	9	MAUS Leo	03	SBW	199.1	02:02	9	18:19.9	4	1:33.2
5	5	SCHULA Pepe	03	SVSAC	209.9	01:19	5	19:09.6	9	1:39.9
6	7	FISCHER Rafael	03	SBW	206.8	01:32	7	18:57.8	7	1:41.1
7	4	POJTINGER Luis	03	SBW	217.0	00:51	4	20:07.3	15	2:09.6
8	8	PFAFF Lukas	03	SBW	203.4	01:45	8	19:17.5	11	2:13.8
9	14	KOSAK Simon	03	BSV	186.6	02:52	14	18:19.7	3	2:23.0
10	15	BRÜCKL David	03	BSV	182.1	03:10	15	18:05.5	1	2:26.8
11	12	ROMBACH Jan	03	SBW	189.8	02:40	12	19:05.8	8	2:57.1
12	6	SCHMID Emanuel	03	BSV	207.8	01:28	6	20:22.3	16	3:01.6
13	16	GREINER Tom	03	TSV	181.9	03:11	16	19:12.4	10	3:34.7
14	19	WUNDERLICH Janosch	03	WSV	152.9	05:07	19	18:15.5	2	4:33.8
15	18	SCHUPP Jakob	03	BSV	162.7	04:28	18	19:23.2	12	5:02.5
16	17	MÜLLER- URI Louis	03	TSV	165.9	04:15	17	19:45.6	14	5:11.9
17	11	FRIES Philip	03	BSV	191.3	02:34	11	21:59.8	17	5:45.1
18	13	HORN Pascal	03	WSV	188.6	02:44	13	22:20.3	18	6:15.6



Werde Fan des DSV Schülerscup auf Facebook!



Rang	StNr	Name	Jg	Vbd	Sprunglauf		Langlauf		Rückstand	
					Punkte	Rstd	Rang	Laufzeit		Rang
Mädchen (S15 + J16 +J17), 4.5 km										
1	21	NOWAK Jenny	02	SVSAC	216.2	00:00	1	13:04.2	1	
2	27	GÖRLICH Emilia	03	TSV	197.7	00:56	6	13:11.9	2	1:03.7
3	23	SEIFERT Alexandra	00	SVSAC	211.1	00:15	2	14:02.0	4	1:12.8
4	26	MAURUS Sophia	01	BSV	202.4	00:41	5	13:50.9	3	1:27.7
5	24	GLAS Leoni	00	BSV	207.1	00:27	3	14:24.5	6	1:47.3
6	25	GERBOTH Maria	02	TSV	204.2	00:36	4	14:30.4	7	2:02.2
7	33	NAEHRING Pia	01	WSV	162.6	02:41	7	14:13.1	5	3:49.9

Jungen (S15), 6 km										
1	22	ANDERSEN Jan	02	SBW	248.5	00:00	1	16:58.1	3	
2	29	KERSTING Lenard	02	WSV	218.9	01:58	3	16:12.3	1	1:12.2
3	31	PFEUFFER Niklas	02	TSV	210.6	02:32	5	16:56.6	2	2:30.5
4	35	EICHELBERGER Toni	02	SVSAC	207.4	02:44	8	17:26.0	4	3:11.9
5	30	MAIER Pirmin	02	SBW	215.1	02:14	4	17:57.2	6	3:13.1
6	34	MACH Simon	02	BSV	208.2	02:41	7	17:31.2	5	3:14.1
7	36	LEHMANN Moritz	02	SVSAC	206.2	02:49	9	18:27.8	10	4:18.7
8	28	HETTICH Tim	02	SBW	227.6	01:24	2	20:13.9	14	4:39.8
9	37	WINTERHALDER Nico	02	SBW	198.0	03:22	10	18:18.9	8	4:42.8
10	32	NEUMANN Patrick	02	SBW	209.6	02:36	6	19:44.5	13	5:22.4
11	38	KRAMMER Johannes	02	BSV	185.5	04:12	11	18:17.4	7	5:31.3
12	39	WUNDERLICH Torben	02	WSV	178.8	04:39	12	19:09.0	12	6:49.9
13	41	WESCHENFELDER Theo	02	TSV	167.3	05:25	14	18:26.5	9	6:53.4
14	40	SCHMIDT Hannes	02	TSV	173.1	05:02	13	19:01.9	11	7:05.8

Aus dem Kampfrichterprotokoll

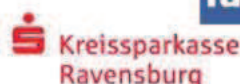
Gemeldet: 40
 Nicht am Start: 1
 10 FRISCH Aeneas SBW WSV Isny Jungen (S14)

In der Wertung: 39

Für die Richtigkeit: _____



Werde Fan des DSV Schülercup auf Facebook!



WSV Isny

Schwäbischer Skiverband

DSV Milka Schülercup Skisprung/Nord. Kombination
 Hasenbergschanze Isny
 1. Oktober 2016

OFFIZIELLE ERGEBNISLISTE
 SPRUNGWETTKAMPF

JURY

SPRUNGRICHTER

WK-Beauftragter: Hans Schmid A: Markus Strauss
 Rennleiter: Tom Maus B: Daniel Köhler
 C: Bene Steible
 Trainer: Sepp Buchner D: Egon Musch
 E: Johannes Schedel

Rang	StNr	Name	Jg Vbd	km/h	Weite	W-Note	-A-	-B-	-C-	-D-	-E-	H-Note	G-Note	T-Note
Jungen (S14), 60.0 m Schanze														
1	27	SCHWARZ Sebastian	03	74.7	61.5	63.6	16.5	17.5	17.5	17.0	17.5	52.0	115.6	229.7
			BSV	75.1	61.5	63.6	16.5	17.0	17.0	16.5	17.5	50.5	114.1	
2	28	BRAUN Lasse	03	74.8	61.5	63.6	17.0	17.5	18.0	16.5	17.5	52.0	115.6	228.8
			SBW	74.9	60.5	61.2	16.5	17.5	17.5	17.0	17.5	52.0	113.2	
3	29	STEINBEISSER Simon	03	74.9	60.0	60.0	17.5	16.0	17.0	16.5	17.0	50.5	110.5	226.9
			BSV	75.2	63.5	68.4	16.0	15.5	16.5	15.5	17.0	48.0	116.4	
4	26	GEHRING Hannes	03	75.1	59.5	58.8	16.0	16.5	17.0	16.5	17.0	50.0	108.8	217.4
			TSV	75.0	59.0	57.6	17.0	17.0	17.5	16.5	17.0	51.0	108.6	
5	11	POJTINGER Luis	03	74.9	59.5	58.8	17.0	16.5	16.0	16.0	16.5	49.0	107.8	217.0
			SBW	74.8	60.5	61.2	16.0	15.5	16.0	16.0	17.0	48.0	109.2	
6	25	ERNE Hannes	03	75.5	57.5	54.0	15.5	16.0	17.0	15.5	16.0	47.5	101.5	210.5
			SBW	75.6	60.0	60.0	17.0	16.5	16.0	15.5	16.5	49.0	109.0	
7	22	SCHULA Pepe	03	75.2	59.0	57.6	16.5	15.0	15.5	14.0	16.0	46.5	104.1	209.9
			SVSAC	74.5	59.5	58.8	16.0	15.5	15.5	15.5	16.0	47.0	105.8	
8	21	SCHMID Emanuel	03	74.0	57.5	54.0	16.5	17.0	17.0	16.5	17.0	50.5	104.5	207.8
			BSV	73.7	57.0	52.8	16.5	17.0	17.5	16.5	17.0	50.5	103.3	
9	3	FISCHER Rafael	03	75.1	56.5	51.6	16.5	16.0	17.0	16.5	17.0	50.0	101.6	206.8
			SBW	75.0	58.0	55.2	16.0	16.5	17.0	17.0	16.5	50.0	105.2	
10	17	PFAFF Lukas	03	75.6	55.5	49.2	16.5	17.0	16.5	16.5	16.0	49.5	98.7	203.4
			SBW	75.6	58.0	55.2	16.0	16.5	17.0	16.5	16.5	49.5	104.7	
11	24	STEINERT Pascal	03	75.0	56.5	51.6	16.5	16.5	16.0	16.5	16.5	49.5	101.1	202.9
			HSV	74.3	57.0	52.8	16.0	15.5	16.5	17.0	16.5	49.0	101.8	
12	15	MAUS Leo	03	74.6	55.5	49.2	14.5	17.5	16.5	16.0	17.0	49.5	98.7	199.1
			SBW	74.5	56.0	50.4	15.0	17.0	16.5	16.5	17.0	50.0	100.4	
13	1	FRISCH Aeneas	03	74.5	55.0	48.0	16.0	16.5	16.0	16.5	16.5	49.0	97.0	198.4
			SBW	74.6	56.0	50.4	17.0	17.0	16.5	17.0	17.5	51.0	101.4	
14	23	GRUNDMANN Justus	03	74.8	56.0	50.4	16.0	16.0	16.5	16.0	16.0	48.0	98.4	198.2
			TSV	74.6	57.0	52.8	14.5	15.5	16.0	16.0	15.5	47.0	99.8	

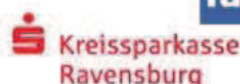
WinSpringen/NK 9.02 --- www.winlaufen.de --- Lizenziert für: Wintersportverein Isny e.V.

Erstellt am: 01.10.16 17:00

Seite 1/4



Werde Fan des DSV Schülercup auf Facebook!



Rang	StNr	Name	Jg Vbd	km/h	Weite	W-Note	-A-	-B-	-C-	-D-	-E-	H-Note	G-Note	T-Note
15	12	FRIES Philip	03	74.8	53.5	44.4	14.5	17.0	16.5	16.0	16.0	48.5	92.9	191.3
			BSV	75.1	56.0	50.4	15.5	16.0	17.0	16.0	16.0	48.0	98.4	
16	9	DITTRICH Nick	03	74.2	53.5	44.4	15.5	16.0	16.0	16.0	16.5	48.0	92.4	190.6
			SVSAC	74.0	55.5	49.2	16.5	16.0	17.0	14.5	16.5	49.0	98.2	
17	14	ROMBACH Jan	03	75.2	56.0	50.4	12.5	12.5	14.5	12.5	12.5	37.5	87.9	189.8
			SBW	75.2	58.5	56.4	15.0	16.5	15.5	14.0	15.0	45.5	101.9	
18	18	HORN Pascal	03	75.4	54.5	46.8	16.0	16.0	16.0	15.5	16.0	48.0	94.8	188.6
			WSV	75.4	59.5	58.8	10.5	11.0	13.0	11.5	12.5	35.0	93.8	
19	13	SCHÜLER Maksim	03	75.1	55.0	48.0	14.0	15.0	14.0	14.5	15.0	43.5	91.5	187.1
			TSV	75.2	56.5	51.6	15.0	14.5	14.0	14.5	15.0	44.0	95.6	
20	16	KOSAK Simon	03	75.6	55.0	48.0	16.0	16.0	16.0	15.5	15.5	47.5	95.5	186.6
			BSV	75.6	54.0	45.6	15.5	15.0	14.5	15.0	15.5	45.5	91.1	
21	10	SCHULZ Paul	03	75.4	54.0	45.6	16.0	15.0	15.5	13.0	15.0	45.5	91.1	182.5
			SVSAC	75.5	53.5	44.4	16.5	16.0	15.5	15.0	15.5	47.0	91.4	
22	20	BRÜCKL David	03	74.4	50.0	36.0	15.5	16.0	16.5	15.5	15.5	47.0	83.0	182.1
			BSV	74.4	56.5	51.6	15.5	16.0	17.0	15.5	16.0	47.5	99.1	
23	8	GREINER Tom	03	74.0	53.0	43.2	16.5	16.0	14.0	15.5	15.5	47.0	90.2	181.9
			TSV	73.7	53.0	43.2	16.0	16.5	16.5	16.0	16.0	48.5	91.7	
24	5	OBENDORF Nick	03	75.2	51.5	39.6	14.0	13.5	14.5	13.0	14.0	41.5	81.1	167.6
			SVSAC	75.3	52.5	42.0	15.5	14.5	15.0	14.0	15.0	44.5	86.5	
25	7	MÜLLER- URI Louis	03	74.4	51.5	39.6	13.5	14.0	14.0	14.0	14.0	42.0	81.6	165.9
			TSV	74.6	52.0	40.8	15.0	14.0	14.5	14.5	14.5	43.5	84.3	
26	4	SCHUPP Jakob	03	74.3	53.0	43.2	16.0	15.0	15.0	14.5	15.5	45.5	88.7	162.7
			BSV	74.2	47.5	30.0	15.0	14.5	14.5	13.0	15.5	44.0	74.0	
27	6	SAUTER Fabian	03	73.6	48.5	32.4	15.0	16.0	13.5	14.0	14.0	43.0	75.4	154.4
			SBW	73.7	50.0	36.0	15.0	15.0	14.0	13.5	14.0	43.0	79.0	
28	2	WUNDERLICH Janosch	03	75.4	47.0	28.8	14.5	15.5	15.5	14.0	13.5	44.0	72.8	152.9
			WSV	75.2	49.0	33.6	15.0	15.5	15.5	15.5	15.5	46.5	80.1	

Mädchen (S15 + J16 +J17), 60.0 m Schanze

1	42	STEPHANI Pauline	02	76.2	59.5	58.8	14.5	14.0	15.5	14.5	16.0	44.5	103.3	216.8
			SVSAC	76.3	62.5	66.0	14.0	16.0	16.0	15.5	16.0	47.5	113.5	
2	44	NOWAK Jenny	02	76.3	59.5	58.8	15.0	16.5	16.5	15.5	16.0	48.0	106.8	216.2
			SVSAC	76.3	61.0	62.4	15.5	15.0	16.0	15.5	16.0	47.0	109.4	
3	45	IHLE Alina	02	75.8	58.0	55.2	17.0	17.0	17.5	16.0	16.0	50.0	105.2	215.9
			TSV	76.1	60.5	61.2	16.5	17.0	16.5	16.5	16.5	49.5	110.7	
4	46	KÖHLER Michelle	01	76.7	58.0	55.2	16.5	16.5	15.5	16.0	16.5	49.0	104.2	211.5
			TSV	76.6	59.5	58.8	16.5	16.0	16.5	15.0	16.0	48.5	107.3	
5	39	SEIFERT Alexandra	00	76.2	60.5	61.2	15.0	15.5	16.0	16.0	16.0	47.5	108.7	211.1
			SVSAC	76.1	58.5	56.4	15.5	15.0	13.0	15.5	16.0	46.0	102.4	
6	36	GLAS Leoni	00	76.8	56.5	51.6	17.0	17.0	17.0	15.5	16.5	50.5	102.1	207.1
			BSV	76.7	57.5	54.0	17.0	17.5	17.0	15.5	17.0	51.0	105.0	
7	40	KÜBLER Lilly	02	76.1	58.5	56.4	14.5	16.0	16.5	16.5	16.0	48.5	104.9	206.1
			SVSAC	76.3	58.0	55.2	15.5	15.0	15.5	15.0	15.5	46.0	101.2	
8	35	GERBOTH Maria	02	75.2	57.5	54.0	15.5	16.0	17.0	16.0	16.5	48.5	102.5	204.2
			TSV	75.3	58.0	55.2	16.0	15.0	15.5	14.0	16.0	46.5	101.7	
9	43	MAURUS Sophia	01	76.0	56.5	51.6	16.5	16.0	17.0	15.5	16.0	48.5	100.1	202.4
			BSV	76.0	57.0	52.8	17.0	16.0	16.5	15.5	17.0	49.5	102.3	
10	41	KANDZIORA Isabell	02	77.0	58.0	55.2	16.0	14.5	15.0	14.0	15.0	44.5	99.7	199.6
			BSV	76.8	58.5	56.4	15.5	14.0	14.5	14.0	15.0	43.5	99.9	
11	33	MÜLLER Sandra	02	76.0	56.5	51.6	14.0	16.0	16.0	16.0	16.0	48.0	99.6	199.2
			SVSAC	76.3	56.5	51.6	14.5	16.0	16.0	16.0	16.0	48.0	99.6	
12	37	GÖRLICH Emilia	03	75.7	57.0	52.8	16.0	16.0	16.5	15.5	15.5	47.5	100.3	197.7
			TSV	75.6	56.0	50.4	16.0	15.5	15.5	15.5	16.0	47.0	97.4	

WinSpringen/NK 9.02 --- www.winlaufen.de --- Lizenziert für: Wintersportverein Isny e.V.

Erstellt am: 01.10.16 17:00

Seite 2/4



Werde Fan des DSV Schülercup auf Facebook!



Rang	StNr	Name	Jg Vbd	km/h	Weite	W-Note	-A-	-B-	-C-	-D-	-E-	H-Note	G-Note	T-Note
13	38	KERN Tia	00	76.0	57.0	52.8	16.5	15.0	15.5	14.5	15.0	45.5	98.3	196.1
			SBW	75.9	57.0	52.8	16.0	15.0	14.5	14.0	15.5	45.0	97.8	
14	34	LAUE Josephin	01	76.6	60.0	60.0	9.0	11.5	11.0	10.5	13.5	33.0	93.0	184.7
			SVSA	76.5	53.0	43.2	15.5	16.5	16.0	16.0	16.5	48.5	91.7	
15	31	ZÜFLE Lea	02	76.3	51.0	38.4	14.0	14.5	14.5	12.5	14.5	43.0	81.4	166.4
			SBW	76.3	52.5	42.0	14.5	15.0	14.0	13.0	14.5	43.0	85.0	
16	30	NAEHRING Pia	01	75.6	51.0	38.4	14.0	15.0	13.5	15.5	16.0	44.5	82.9	162.6
			WSV	76.1	50.5	37.2	15.0	14.5	13.5	14.0	14.0	42.5	79.7	
17	32	LAUE Pauline	01	76.2	45.0	24.0	15.0	13.5	14.0	13.0	14.0	41.5	65.5	133.2
			SVSA	76.2	45.5	25.2	15.0	14.5	14.5	13.5	13.5	42.5	67.7	

Jungen (S15), 60.0 m Schanze

1	76	ANDERSEN Jan	02	74.9	65.0	72.0	16.5	17.0	17.0	18.0	17.0	51.0	123.0	248.5
			SBW	75.0	65.0	72.0	18.0	17.5	17.0	18.0	18.0	53.5	125.5	
2	71	KINDER Paul	02	74.9	63.0	67.2	17.5	16.5	17.5	16.0	16.5	50.5	117.7	240.0
			TSV	75.1	64.5	70.8	17.0	17.0	17.5	15.0	17.5	51.5	122.3	
3	75	BRAUN Finn	02	75.2	63.0	67.2	17.0	18.0	17.5	17.0	18.0	52.5	119.7	236.3
			SBW	75.2	61.5	63.6	17.0	18.0	17.5	18.0	17.5	53.0	116.6	
4	65	HEROLD Florian	02	75.2	64.0	69.6	16.5	16.5	16.5	16.5	17.0	49.5	119.1	232.7
			SVSAC	75.3	61.5	63.6	17.0	16.5	16.5	16.5	17.0	50.0	113.6	
5	77	JÄGER Frederik	02	75.0	65.0	72.0	16.0	16.0	16.0	16.0	17.0	48.0	120.0	229.3
			TSV	75.1	62.0	64.8	14.0	14.5	15.5	15.5	14.5	44.5	109.3	
6	73	HETTICH Tim	02	74.1	60.5	61.2	17.5	17.5	17.0	17.5	17.5	52.5	113.7	227.6
			SBW	74.4	61.0	62.4	16.0	17.5	16.5	17.5	17.5	51.5	113.9	
7	66	MOTHES Lukas	02	74.7	62.0	64.8	15.0	16.0	16.0	15.0	15.5	46.5	111.3	223.6
			SVSAC	74.9	62.0	64.8	15.5	15.5	15.0	17.0	16.5	47.5	112.3	
8	72	SPIEWOK Simon	02	75.0	61.5	63.6	17.0	16.5	16.5	17.0	16.5	50.0	113.6	222.5
			WSV	75.2	61.0	62.4	15.5	16.0	14.0	15.0	16.0	46.5	108.9	
9	69	KERSTING Lenard	02	75.1	61.0	62.4	16.0	15.5	16.5	16.5	16.5	49.0	111.4	218.9
			WSV	75.3	60.0	60.0	16.0	15.5	16.0	15.0	16.0	47.5	107.5	
10	61	JÄGER Maximilian	02	75.1	58.5	56.4	15.5	16.5	16.0	17.0	17.0	49.5	105.9	217.6
			BSV	75.3	60.5	61.2	15.5	16.5	16.5	17.5	17.5	50.5	111.7	
11	74	MAIER Pirmin	02	74.9	61.5	63.6	14.0	15.0	14.5	13.0	15.0	43.5	107.1	215.1
			SBW	74.9	60.0	60.0	16.0	16.0	16.0	15.5	16.0	48.0	108.0	
12	68	FRICKE Leif	02	73.8	60.0	60.0	15.5	16.0	16.0	16.0	16.5	48.0	108.0	213.6
			SVSAC	74.2	59.0	57.6	16.0	15.5	16.5	15.0	16.5	48.0	105.6	
13	63	LUTHARDT Arthur	02	74.6	59.5	58.8	17.0	16.5	16.0	16.5	16.5	49.5	108.3	211.3
			TSV	74.6	57.5	54.0	16.5	16.0	16.0	16.5	16.5	49.0	103.0	
14	70	KERN Kevin	02	74.4	58.5	56.4	17.0	16.5	16.0	15.5	17.0	49.5	105.9	210.6
			SBW	74.8	58.0	55.2	17.0	16.0	16.5	15.5	17.0	49.5	104.7	
14	67	PFEUFFER Niklas	02	75.3	63.0	67.2	16.0	16.0	16.5	17.0	17.0	49.5	116.7	210.6
			TSV	75.5	63.5	68.4	8.5	8.5	9.0	8.0	8.5	25.5	93.9	
16	59	NEUMANN Patrick	02	74.8	57.0	52.8	15.0	16.5	16.5	16.0	16.5	49.0	101.8	209.6
			SBW	75.0	59.5	58.8	16.0	16.0	16.5	16.5	17.0	49.0	107.8	
17	64	MACH Simon	02	74.5	59.0	57.6	16.5	16.0	16.5	17.5	17.0	50.0	107.6	208.2
			BSV	74.4	56.5	51.6	16.0	17.0	16.5	16.0	16.5	49.0	100.6	
18	62	EICHELBERGER Toni	02	75.2	58.5	56.4	16.0	15.5	16.5	14.0	15.5	47.0	103.4	207.4
			SVSAC	75.6	60.0	60.0	16.0	14.5	14.5	14.0	15.0	44.0	104.0	
19	58	LEHMANN Moritz	02	74.8	57.5	54.0	16.0	15.5	16.0	14.5	15.0	46.5	100.5	206.2
			SVSAC	75.1	60.5	61.2	15.5	15.0	15.0	14.0	14.5	44.5	105.7	
20	57	HOYER Eric	02	74.4	58.0	55.2	17.0	17.5	17.0	16.5	17.0	51.0	106.2	200.8
			SVSAC	74.4	54.0	45.6	16.5	17.0	16.5	15.5	16.0	49.0	94.6	
21	55	WINTERHALDER Nico	02	74.8	56.5	51.6	15.0	16.0	15.5	16.0	16.5	47.5	99.1	198.0
			SBW	74.6	56.0	50.4	16.5	16.0	16.0	15.0	16.5	48.5	98.9	

WinSpringen/NK 9.02 --- www.winlaufen.de --- Lizenziert für: Wintersportverein Isny e.V.

Erstellt am: 01.10.16 17:00

Seite 3/4



Werde Fan des DSV Schülercup auf Facebook!



Rang	StNr	Name	Jg Vbd	km/h	Weite	W-Note	-A-	-B-	-C-	-D-	-E-	H-Note	G-Note	T-Note
22	54	SCHRÖN Julius	02	73.5	55.0	48.0	15.0	17.0	16.5	16.0	16.0	48.5	96.5	193.7
			TSV	73.7	55.5	49.2	15.0	16.0	17.0	16.0	16.0	48.0	97.2	
23	49	KRAMMER Johannes	02	74.3	54.0	45.6	15.0	16.5	16.0	16.0	16.5	48.5	94.1	185.5
			BSV	74.7	53.5	44.4	14.5	15.5	16.0	15.5	16.5	47.0	91.4	
24	56	PFAFF Jan	02	74.5	54.0	45.6	14.5	15.0	16.0	15.0	15.0	45.0	90.6	184.7
			SBW	74.4	54.0	45.6	17.0	16.0	16.5	15.5	16.0	48.5	94.1	
25	53	WUNDERLICH Torben	02	74.1	51.5	39.6	16.0	15.5	16.0	16.0	16.0	48.0	87.6	178.8
			WSV	74.3	53.0	43.2	15.5	16.0	16.0	16.0	16.0	48.0	91.2	
26	52	NEIDHARDT Felix	02	74.5	53.0	43.2	15.0	16.0	15.5	14.5	15.0	45.5	88.7	173.6
			BSV	74.5	51.0	38.4	15.5	15.5	15.5	15.5	15.5	46.5	84.9	
27	51	SCHMIDT Hannes	02	74.7	53.5	44.4	14.5	16.5	15.5	15.0	15.5	46.0	90.4	173.1
			TSV	75.1	50.5	37.2	15.0	15.5	15.0	15.0	15.5	45.5	82.7	
28	60	WESCHENFELDER Theo	02	73.5	51.5	39.6	15.5	15.0	16.5	14.5	15.0	45.5	85.1	167.3
			TSV	73.8	50.5	37.2	15.5	15.0	15.0	15.0	15.0	45.0	82.2	
29	50	FLÜGEL Rico	02	75.3	51.0	38.4	15.0	14.5	14.5	14.0	14.0	43.0	81.4	155.8
			SVSAC	75.4	48.5	32.4	16.0	14.5	13.5	14.0	13.5	42.0	74.4	

Aus dem Kampfrichterprotokoll

Gemeldet: 77

Nicht am Start: 3

19	GRÜNERT Robin	SVSAC	WSG Rodewisch / SGK	Jungen (S14)
47	DOLL Lukas	SBW	SC Sasbachwalden	Jungen (S15)
48	WEIBHAUSER Mathias	BSV	SC Ruhpolding	Jungen (S15)

In der Wertung: 74

Für die Richtigkeit: _____



Werde Fan des DSV Schülercup auf Facebook!

