

DSV Milka Schülerscup Skisprung/Nord. Kombination  
Hasenbergschanze Isny  
2. Oktober 2016

P O K A L - W E R T U N G   N O R D I S C H E   K O M B I N A T I O N

1. 01.10.2016 Isny

2. 02.10.2016 Isny

Rang	Name	Vbd	1.	2.	Summe
<b><u>Jungen (S14)</u></b>					
1	GEHRING Hannes	TSV	103	125	228
2	SCHWARZ Sebastian	BSV	113	113	226
3	BRAUN Lasse	SBW	125	94	219
4	MAUS Leo	SBW	94	103	197
5	SCHULA Pepe	SVSAC	86	86	172
6	FISCHER Rafael	SBW	78	60	138
7	GREINER Tom	TSV	49	78	127
8	POJTINGER Luis	SBW	71	56	127
9	ROMBACH Jan	SBW	53	65	118
10	PFAFF Lukas	SBW	65	47	112
11	KOSAK Simon	BSV	60	49	109
12	BRÜCKL David	BSV	56	51	107
13	SCHMID Emanuel	BSV	51	53	104
14	WUNDERLICH Janosch	WSV	47	45	92
15	HORN Pascal	WSV	43	46	89
16	SCHUPP Jakob	BSV	46	42	88
17	MÜLLER- URI Louis	TSV	45	43	88
18	FRIES Philip	BSV	44	44	88
19	FRISCH Aeneas	SBW		71	71

**Mädchen (S15 + J16 +J17)**

1	NOWAK Jenny	SVSAC	125	125	250
2	GÖRLICH Emilia	TSV	113	103	216
2	SEIFERT Alexandra	SVSAC	103	113	216
4	MAURUS Sophia	BSV	94	94	188
5	GLAS Leonie	BSV	86	86	172
6	GERBOTH Maria	TSV	78	78	156
7	NAEHRING Pia	WSV	71	71	142

**Jungen (S15)**

1	ANDERSEN Jan	SBW	125	125	250
2	KERSTING Lenard	WSV	113	113	226
3	PFEUFFER Niklas	TSV	103	103	206
4	MACH Simon	BSV	78	94	172
5	MAIER Pirmin	SBW	86	86	172
6	EICHELBERGER Toni	SVSAC	94	71	165
7	LEHMANN Moritz	SVSAC	71	78	149
8	NEUMANN Patrick	SBW	56	65	121
9	HETTICH Tim	SBW	65	51	116

<b>Rang</b>	<b>Name</b>	<b>Vbd</b>	<b>1.</b>	<b>2.</b>	<b>Summe</b>
10	WINTERHALDER Nico	SBW	60	56	116
11	KRAMMER Johannes	BSV	53	60	113
12	WUNDERLICH Torben	WSV	51	53	104
13	WESCHENFELDER Theo	TSV	49	49	98
14	SCHMIDT Hannes	TSV	47	47	94

DSV Milka Schülercup Skisprung/Nord. Kombination  
Hasenbergschanze Isny  
2. Oktober 2016

P O K A L - W E R T U N G

1. 01.10.2016 Isny

2. 02.10.2016 Isny

Rang	Name	Vbd	1.	2.	Summe
<b>Jungen (S14)</b>					
1	SCHWARZ Sebastian	BSV	125	103	228
2	GEHRING Hannes	TSV	94	125	219
3	STEINBEISSER Simon	BSV	103	113	216
4	BRAUN Lasse	SBW	113	56	169
5	SCHULA Pepe	SVSAC	71	94	165
6	POJTINGER Luis	SBW	86	65	151
6	SCHMID Emanuel	BSV	65	86	151
8	ERNE Hannes	SBW	78	60	138
9	FRISCH Aeneas	SBW	49	78	127
10	FISCHER Rafael	SBW	60	41	101
11	STEINERT Pascal	HSV	53	46	99
12	PFAFF Lukas	SBW	56	40	96
13	HORN Pascal	WSV	43	53	96
14	MAUS Leo	SBW	51	45	96
15	FRIES Philip	BSV	46	47	93
16	SCHÜLER Maksim	TSV	42	49	91
17	GREINER Tom	TSV	38	51	89
18	GRUNDMANN Justus	TSV	47	42	89
19	DITTRICH Nick	SVSAC	45	44	89
20	ROMBACH Jan	SBW	44	43	87
21	KOSAK Simon	BSV	41	36	77
22	BRÜCKL David	BSV	39	38	77
23	SCHULZ Paul	SVSAC	40	34	74
24	OBENDORF Nick	SVSAC	37	37	74
25	SAUTER Fabian	SBW	34	39	73
26	GRÜNERT Robin	SVSAC		71	71
27	MÜLLER- URI Louis	TSV	36	35	71
28	SCHUPP Jakob	BSV	35	32	67
29	WUNDERLICH Janosch	WSV	33	33	66

**Mädchen (S15 + J16 +J17)**

1	STEPHANI Pauline	SVSAC	125	125	250
2	NOWAK Jenny	SVSAC	113	103	216
3	SEIFERT Alexandra	SVSAC	86	113	199
4	IHLE Alina	TSV	103	86	189
5	KÜBLER Lilly	SVSAC	71	94	165
6	KÖHLER Michelle	TSV	94	53	147
7	GLAS Leoni	BSV	78	65	143
8	LAUE Josephin	SVSA	47	78	125
9	MÜLLER Sandra	SVSAC	53	71	124

Rang	Name	Vbd	1.	2.	Summe
10	GERBOTH Maria	TSV	65	56	121
11	MAURUS Sophia	BSV	60	60	120
12	KANDZIORA Isabell	BSV	56	47	103
13	GÖRLICH Emilia	TSV	51	49	100
13	KERN Tia	SBW	49	51	100
15	NAHRING Pia	WSV	45	46	91
15	ZÜFLE Lea	SBW	46	45	91
17	LAUE Pauline	SVSA	44	44	88

### Jungen (S15)

1	ANDERSEN Jan	SBW	125	113	238
2	JÄGER Frederik	TSV	86	125	211
3	KINDER Paul	TSV	113	94	207
4	BRAUN Finn	SBW	103	103	206
5	HEROLD Florian	SVSAC	94	86	180
6	FRICKE Leif	SVSAC	51	78	129
7	HETTICH Tim	SBW	78	44	122
8	MOTHES Lukas	SVSAC	71	49	120
9	SPIEWOK Simon	WSV	65	51	116
10	KERSTING Lenard	WSV	60	56	116
11	HOYER Eric	SVSAC	41	71	112
12	KERN Kevin	SBW	47	65	112
13	MACH Simon	BSV	44	60	104
14	PFEUFFER Niklas	TSV	47	56	103
15	MAIER Pirmin	SBW	53	47	100
16	LUTHARDT Arthur	TSV	49	43	92
17	NEUMANN Patrick	SBW	45	46	91
18	JÄGER Maximilian	BSV	56	32	88
19	LEHMANN Moritz	SVSAC	42	45	87
20	EICHELBERGER Toni	SVSAC	43	38	81
21	SCHRÖN Julius	TSV	39	42	81
22	WINTERHALDER Nico	SBW	40	40	80
23	WUNDERLICH Torben	WSV	36	41	77
24	KRAMMER Johannes	BSV	38	39	77
25	PFAFF Jan	SBW	37	36	73
26	WESCHENFELDER Theo	TSV	33	37	70
27	NEIDHARDT Felix	BSV	35	35	70
28	SCHMIDT Hannes	TSV	34	34	68
29	FLÜGEL Rico	SVSAC	32	33	65

WSV Isny

Schwäbischer Skiverband

DSV Milka Schülerscup Skisprung/Nord. Kombination  
 Hasenbergsschanze Isny  
 2. Oktober 2016

OFFIZIELLE ERGEBNISLISTE  
 NORDISCHE KOMBINATION

JURY	SPRUNGRICHTER		Schanze
WK-Beauftragter:	Hans Schmid	A: Daniel Köhler	K: 60m
Rennleiter:	Tom Maus	B: Egon Musch	HS: 65m
Trainer:	Sepp Buchner	C: Johannes Schedel	2.4 Pkt/m
Wetter:	leichter Regen, 15 Grad	D: Markus Strauss	
Start:	9:00 Uhr	E: Bene Steible	

Rang	StNr	Name	Jg	Vbd	Sprunglauf		Langlauf		Rückstand	
					Punkte	Rstd	Rang	Laufzeit		
<b>Jungen (S14), 3.6 km</b>										
1	1	GEHRING Hannes	03	TSV	126.7	00:00	1	11:00.9	8	
2	2	SCHWARZ Sebastian	03	BSV	118.2	00:26	2	11:12.4	10	37.5
3	10	MAUS Leo	03	SBW	102.3	01:13	10	10:40.3	4	52.4
4	8	BRAUN Lasse	03	SBW	105.0	01:05	8	10:48.9	5	53.0
5	4	SCHULA Pepe	03	SVSAC	112.0	00:44	4	11:12.6	11	55.7
6	7	GREINER Tom	03	TSV	106.9	00:59	7	11:02.3	9	1:00.4
7	5	FRISCH Aeneas	03	SBW	111.7	00:45	5	11:24.1	12	1:08.2
8	12	ROMBACH Jan	03	SBW	98.1	01:26	12	10:54.7	6	1:19.8
9	13	FISCHER Rafael	03	SBW	96.7	01:30	13	10:56.8	7	1:25.9
10	6	POJTINGER Luis	03	SBW	110.2	00:50	6	11:37.0	15	1:26.1
11	3	SCHMID Emanuel	03	BSV	112.9	00:41	3	11:47.0	16	1:27.1
12	15	BRÜCKL David	03	BSV	86.4	02:01	15	10:35.6	3	1:35.7
13	17	KOSAK Simon	03	BSV	82.4	02:13	17	10:34.5	2	1:46.6
14	14	PFÄFF Lukas	03	SBW	92.9	01:41	14	11:26.3	13	2:06.4
15	9	HORN Pascal	03	WSV	104.8	01:06	9	12:02.0	18	2:07.1
16	18	WUNDERLICH Janosch	03	WSV	70.5	02:49	18	10:33.6	1	2:21.7
17	11	FRIES Philip	03	BSV	101.1	01:17	11	12:31.1	19	2:47.2
18	16	MÜLLER- URI Louis	03	TSV	83.6	02:09	16	11:48.3	17	2:56.4
19	19	SCHUPP Jakob	03	BSV	64.9	03:05	19	11:36.1	14	3:40.2

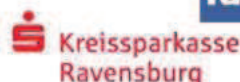
WinSpringen/NK 9.02 --- www.winlaufen.de --- Lizenziert für: Wintersportverein Isny e.V.

Erstellt am: 02.10.16 15:04

Seite 1/2



Werde Fan des DSV Schülerscup auf Facebook!



Rang	StNr	Name	Jg	Vbd	Sprunglauf		Langlauf		Rückstand	
					Punkte	Rstd	Rang	Laufzeit		Rang
<b>Mädchen (S15 + J16 +J17), 2.7 km</b>										
1	36	NOWAK Jenny	02	SVSAC	110.4	00:10	2	8:12.2	1	
2	35	SEIFERT Alexandra	00	SVSAC	113.8	00:00	1	8:25.5	4	3.3
3	40	GÖRLICH Emilia	03	TSV	94.3	00:59	6	8:12.3	2	49.1
4	39	MAURUS Sophia	01	BSV	95.1	00:56	5	8:24.8	3	58.6
5	37	GLAS Leoni	00	BSV	102.1	00:35	3	8:53.8	6	1:06.6
6	38	GERBOTH Maria	02	TSV	96.2	00:53	4	8:39.4	5	1:10.2
7	41	NAEHRING Pia	01	WSV	79.7	01:42	7	9:01.5	7	2:21.3

<b>Jungen (S15), 3.6 km</b>										
1	21	ANDERSEN Jan	02	SBW	120.0	00:00	1	9:56.7	2	
2	24	KERSTING Lenard	02	WSV	111.2	00:26	3	9:38.9	1	8.2
3	23	PFEUFFER Niklas	02	TSV	111.2	00:26	3	10:30.1	3	59.4
4	22	MACH Simon	02	BSV	114.9	00:15	2	10:55.3	8	1:13.6
5	26	MAIER Pirmin	02	SBW	101.8	00:55	6	10:35.5	6	1:33.8
6	27	LEHMANN Moritz	02	SVSAC	100.2	00:59	7	10:34.5	5	1:36.8
7	32	EICHELBERGER Toni	02	SVSAC	92.5	01:23	12	10:30.2	4	1:56.5
8	25	NEUMANN Patrick	02	SBW	105.2	00:44	5	11:15.8	11	2:03.1
9	28	KRAMMER Johannes	02	BSV	95.6	01:13	8	10:49.6	7	2:05.9
10	30	WINTERHALDER Nico	02	SBW	94.8	01:16	10	11:00.2	9	2:19.5
11	31	WUNDERLICH Torben	02	WSV	94.6	01:16	11	11:00.8	10	2:20.1
12	29	HETTICH Tim	02	SBW	95.5	01:14	9	11:17.0	12	2:34.3
13	33	WESCHENFELDER Theo	02	TSV	90.9	01:27	13	11:38.9	14	3:09.2
14	34	SCHMIDT Hannes	02	TSV	80.6	01:58	14	11:21.2	13	3:22.5

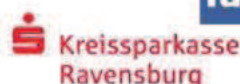
Aus dem Kampfrichterprotokoll

Gemeldet: 40  
In der Wertung: 40

Für die Richtigkeit: \_\_\_\_\_



Werde Fan des DSV Schülercup auf Facebook!



DSV Milka Schülerscup Skisprung/Nord. Kombination  
 Hasenbergschanze Isny  
 2. Oktober 2016

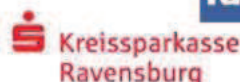
OFFIZIELLE ERGEBNISLISTE  
 SPRUNGWETTKAMPF

JURY		SPRUNGRICHTER					Schanze			
WK-Beauftragter:	Hans Schmid	A:	Daniel Köhler				K: 60m			
Rennleiter:	Tom Maus	B:	Egon Musch				HS: 65m			
Trainer:	Sepp Buchner	C:	Johannes Schedel				2.4 Pkt/m			
Wetter:	leichter Regen, 15 Grad	D:	Markus Strauss							
Start:	9:00 Uhr	E:	Bene Steible							

Rang	StNr	Name	Jg Vbd	km/h	Weite	W-Note	-A-	-B-	-C-	-D-	-E-	H-Note	G-Note	T-Note
<b>Jungen (S14), 60.0 m Schanze</b>														
1	26	GEHRING Hannes	03	75.3	62.5	66.0	17.0	16.5	17.0	18.0	16.5	50.5	116.5	243.2
			TSV	75.1	65.5	73.2	18.0	16.5	18.0	17.5	18.0	53.5	126.7	
2	27	STEINBEISSER Simon	03	75.6	62.0	64.8	17.0	16.0	17.0	17.0	17.0	51.0	115.8	240.0
			BSV	75.4	65.5	73.2	16.0	17.0	17.5	17.0	17.0	51.0	124.2	
3	29	SCHWARZ Sebastian	03	75.7	63.5	68.4	17.0	17.0	17.5	15.5	17.0	51.0	119.4	237.6
			BSV	75.7	63.0	67.2	17.0	17.0	17.0	16.0	17.5	51.0	118.2	
4	23	SCHULA Pepe	03	75.9	64.0	69.6	15.5	15.5	17.0	16.5	16.5	48.5	118.1	230.1
			SVSAC	75.3	62.5	66.0	14.5	14.0	16.0	16.0	15.5	46.0	112.0	
5	22	SCHMID Emanuel	03	75.2	63.0	67.2	14.5	15.0	15.5	16.5	15.5	46.0	113.2	226.1
			BSV	74.8	61.0	62.4	17.0	17.5	17.0	16.5	16.5	50.5	112.9	
6	17	FRISCH Aeneas	03		59.5	58.8	17.5	17.0	17.5	17.0	17.5	52.0	110.8	222.5
			SBW	74.9	60.5	61.2	17.5	16.5	17.0	17.0	16.5	50.5	111.7	
7	1	GRÜNERT Robin	03	76.0	60.5	61.2	15.0	14.0	15.0	16.5	15.5	45.5	106.7	220.5
			SVSAC	76.0	62.0	64.8	17.0	15.5	16.5	17.0	15.5	49.0	113.8	
8	25	POJTINGER Luis	03	75.4	60.0	60.0	15.5	15.5	16.0	17.5	16.5	48.0	108.0	218.2
			SBW	74.9	60.5	61.2	15.5	16.5	16.5	16.5	16.0	49.0	110.2	
9	24	ERNE Hannes	03	76.2	59.5	58.8	16.0	15.5	16.5	17.0	16.5	49.0	107.8	215.6
			SBW	75.7	59.5	58.8	16.0	15.5	16.5	16.5	17.5	49.0	107.8	
10	28	BRAUN Lasse	03	74.4	58.0	55.2	16.5	16.5	17.0	18.0	17.0	50.5	105.7	210.7
			SBW	74.3	57.5	54.0	17.5	16.5	16.5	17.0	17.5	51.0	105.0	
11	12	HORN Pascal	03		58.5	56.4	16.0	15.0	17.0	17.0	16.0	49.0	105.4	210.2
			WSV	75.4	59.5	58.8	14.5	14.5	16.0	16.5	15.5	46.0	104.8	
12	7	GREINER Tom	03	74.5	56.0	50.4	17.5	16.5	16.5	17.5	16.0	50.5	100.9	207.8
			TSV	74.5	58.5	56.4	17.0	16.5	17.0	17.0	16.0	50.5	106.9	
13	15	FRIES Philip	03		56.5	51.6	16.5	16.0	16.5	16.5	16.5	49.5	101.1	202.2
			BSV	75.2	56.5	51.6	16.5	16.5	16.5	16.0	16.5	49.5	101.1	
14	19	STEINERT Pascal	03	74.9	56.0	50.4	15.5	16.0	16.5	15.5	15.0	47.0	97.4	199.7
			HSV	74.2	57.0	52.8	16.5	16.5	16.5	16.5	16.5	49.5	102.3	



Werde Fan des DSV Schülerscup auf Facebook!





Rang	StNr	Name	Jg Vbd	km/h	Weite	W-Note	-A-	-B-	-C-	-D-	-E-	H-Note	G-Note	T-Note
15	18	MAUS Leo	03	75.0	54.5	46.8	16.0	16.5	16.5	16.0	17.0	49.0	95.8	198.1
			SBW	74.5	57.0	52.8	17.0	16.5	16.5	16.0	16.5	49.5	102.3	
16	14	DITTRICH Nick	03		55.0	48.0	15.5	16.0	16.5	17.0	17.0	49.5	97.5	195.5
			SVSAC	74.1	55.0	48.0	16.5	16.5	16.5	17.0	17.0	50.0	98.0	
17	13	ROMBACH Jan	03		55.5	49.2	14.5	14.0	16.0	16.5	16.0	46.5	95.7	193.8
			SBW	75.0	56.5	51.6	15.0	14.5	15.5	16.5	16.0	46.5	98.1	
18	16	GRUNDMANN Justus	03		55.0	48.0	16.0	16.0	17.0	16.5	17.5	49.5	97.5	191.1
			TSV	74.8	54.0	45.6	16.0	16.0	16.0	15.0	16.5	48.0	93.6	
19	11	SCHÜLER Maksim	03	75.5	54.0	45.6	14.0	14.5	16.0	15.5	15.0	45.0	90.6	188.9
			TSV	75.3	57.0	52.8	15.0	15.0	15.5	17.0	15.0	45.5	98.3	
20	21	FISCHER Rafael	03	75.3	53.5	44.4	15.0	15.5	15.5	16.0	16.0	47.0	91.4	188.1
			SBW	74.7	55.5	49.2	15.5	15.5	16.0	17.5	16.0	47.5	96.7	
21	20	PFAFF Lukas	03	75.4	53.5	44.4	16.5	15.5	16.0	18.0	17.0	49.5	93.9	186.8
			SBW	74.8	53.5	44.4	15.0	16.0	16.0	17.0	16.5	48.5	92.9	
22	3	SAUTER Fabian	03	74.4	54.5	46.8	16.0	15.0	15.0	15.0	14.0	45.0	91.8	184.7
			SBW	74.4	53.5	44.4	16.5	16.0	16.0	16.5	15.5	48.5	92.9	
23	8	BRÜCKL David	03	74.8	53.0	43.2	17.0	15.0	16.0	17.0	16.0	49.0	92.2	178.6
			BSV	74.5	51.0	38.4	16.0	16.0	16.0	16.5	16.0	48.0	86.4	
24	6	OBENDORF Nick	03	75.4	51.5	39.6	14.5	13.0	15.0	15.5	16.0	45.0	84.6	174.7
			SVSAC	75.6	54.0	45.6	14.5	14.0	15.0	16.5	15.0	44.5	90.1	
25	10	KOSAK Simon	03	75.4	53.0	43.2	15.0	14.5	14.5	17.0	15.0	44.5	87.7	170.1
			BSV	75.3	51.0	38.4	15.0	14.0	15.0	16.5	14.0	44.0	82.4	
26	5	MÜLLER- URI Louis	03	74.8	51.0	38.4	14.5	13.5	14.5	14.0	14.5	43.0	81.4	165.0
			TSV	74.6	51.5	39.6	14.5	14.0	15.5	16.0	14.0	44.0	83.6	
27	9	SCHULZ Paul	03	75.5	47.0	28.8	14.0	13.0	14.5	16.0	14.0	42.5	71.3	154.0
			SVSAC	75.5	50.5	37.2	14.5	15.0	15.0	16.5	15.5	45.5	82.7	
28	2	WUNDERLICH Janosch	03	75.7	47.5	30.0	14.0	14.0	14.5	15.0	15.5	43.5	73.5	144.0
			WSV	75.5	45.0	24.0	15.5	15.5	13.5	15.5	15.5	46.5	70.5	
29	4	SCHUPP Jakob	03	74.5	49.0	33.6	14.5	13.5	15.5	16.5	15.0	45.0	78.6	143.5
			BSV	74.1	43.5	20.4	14.5	13.5	15.0	16.5	15.0	44.5	64.9	

#### Mädchen (S15 + J16 + J17), 60.0 m Schanze

1	46	STEPHANI Pauline	02	76.3	63.0	67.2	15.5	15.0	15.0	15.5	15.5	46.0	113.2	225.1
			SVSAC	76.1	61.0	62.4	16.5	16.0	16.5	16.5	16.5	49.5	111.9	
2	42	SEIFERT Alexandra	00	76.4	63.0	67.2	14.0	14.5	14.5	16.5	14.5	43.5	110.7	224.5
			SVSAC	76.3	62.0	64.8	16.5	15.5	16.5	16.5	16.0	49.0	113.8	
3	45	NOWAK Jenny	02	76.3	60.5	61.2	16.5	16.0	16.5	16.5	16.0	49.0	110.2	220.6
			SVSAC	76.2	61.0	62.4	15.5	15.0	16.5	17.5	16.0	48.0	110.4	
4	40	KÜBLER Lilly	02	76.2	62.0	64.8	13.0	14.0	15.0	16.5	16.5	45.5	110.3	220.4
			SVSAC	75.8	61.5	63.6	16.0	15.5	15.0	16.5	15.0	46.5	110.1	
5	44	IHLE Alina	02	75.9	59.0	57.6	16.5	15.5	16.0	17.0	16.5	49.0	106.6	211.0
			TSV	75.7	58.5	56.4	16.0	16.0	16.0	17.0	16.0	48.0	104.4	
6	33	LAUE Josephin	01	77.3	61.5	63.6	11.5	10.0	10.5	11.0	10.5	32.0	95.6	206.8
			SVSA	76.7	60.5	61.2	16.5	16.5	17.0	17.0	16.5	50.0	111.2	
7	36	MÜLLER Sandra	02	76.3	56.5	51.6	16.0	16.0	16.5	15.5	16.0	48.0	99.6	204.5
			SVSAC	76.0	58.5	56.4	16.0	16.5	17.0	16.0	16.0	48.5	104.9	
8	41	GLAS Leoni	00	76.7	57.0	52.8	15.5	14.0	16.0	16.5	16.0	47.5	100.3	202.4
			BSV	76.6	56.5	51.6	17.0	15.5	16.5	17.5	17.0	50.5	102.1	
9	38	MAURUS Sophia	01	76.0	55.5	49.2	15.0	16.5	16.5	17.0	16.5	49.5	98.7	193.8
			BSV	75.2	54.0	45.6	16.0	15.5	16.5	17.0	17.0	49.5	95.1	
10	39	GERBOTH Maria	02	75.5	54.5	46.8	14.5	16.0	15.5	17.0	16.0	47.5	94.3	190.5
			TSV	75.0	55.5	49.2	15.5	14.5	16.0	17.5	15.5	47.0	96.2	
11	43	KÖHLER Michelle	01	76.6	56.5	51.6	14.0	13.5	15.5	16.0	14.0	43.5	95.1	190.3
			TSV	76.5	55.5	49.2	14.5	15.0	16.0	15.5	15.5	46.0	95.2	

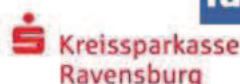
WinSpringen/NK 9.02 --- www.winlaufen.de --- Lizenziert für: Wintersportverein Isny e.V.

Erstellt am: 02.10.16 11:45

Seite 2/4



Werde Fan des DSV Schülercup auf Facebook!





Rang	StNr	Name	Jg Vbd	km/h	Weite	W-Note	-A-	-B-	-C-	-D-	-E-	H-Note	G-Note	T-Note
12	34	KERN Tia	00	76.0	56.0	50.4	15.0	14.0	15.5	16.5	15.5	46.0	96.4	189.4
			SBW	75.8	55.0	48.0	14.5	15.0	15.5	17.0	14.5	45.0	93.0	
13	35	GÖRLICH Emilia	03	75.3	54.0	45.6	16.5	15.5	15.5	17.0	15.0	47.5	93.1	187.4
			TSV	75.0	54.5	46.8	15.5	16.0	16.0	16.5	14.5	47.5	94.3	
14	37	KANDZIORA Isabell	02	76.6	53.0	43.2	13.5	12.5	14.5	16.0	15.5	43.5	86.7	175.5
			BSV	76.3	52.0	40.8	16.0	15.5	16.0	16.0	17.0	48.0	88.8	
15	31	NAEHRING Pia	01	76.9	52.5	42.0	14.5	14.0	15.0	15.5	14.0	43.5	85.5	165.2
			WSV	76.6	50.5	37.2	14.0	13.0	14.5	16.0	14.0	42.5	79.7	
16	32	ZÜFLE Lea	02	77.0	48.0	31.2	15.0	14.5	14.0	14.5	12.5	43.0	74.2	145.7
			SBW	76.0	47.5	30.0	14.0	13.0	14.5	15.5	13.0	41.5	71.5	
17	30	LAUE Pauline	01	76.2	44.5	22.8	14.0	13.0	13.5	16.0	14.0	41.5	64.3	122.8
			SVSA	75.7	42.5	18.0	13.5	13.0	13.5	15.5	13.5	40.5	58.5	

#### Jungen (S15), 60.0 m Schanze

1	73	JÄGER Frederik	02	74.1	68.0	79.2	14.5	14.5	16.0	15.0	17.0	45.5	124.7	245.7
			TSV	74.3	65.0	72.0	17.5	16.0	17.0	16.0	16.0	49.0	121.0	
2	77	ANDERSEN Jan	02	74.0	63.0	67.2	18.5	17.5	18.5	18.0	18.0	54.5	121.7	241.7
			SBW	74.2	62.5	66.0	18.5	17.5	18.0	18.0	18.0	54.0	120.0	
3	75	BRAUN Finn	02	74.1	64.5	70.8	18.0	17.0	18.0	17.5	17.5	53.0	123.8	241.1
			SBW	73.9	62.0	64.8	18.0	17.5	17.5	17.5	17.5	52.5	117.3	
4	76	KINDER Paul	02	73.8	63.0	67.2	16.5	15.0	16.5	16.5	17.0	49.5	116.7	236.1
			TSV	74.0	63.5	68.4	17.0	15.5	17.0	17.5	17.0	51.0	119.4	
5	74	HEROLD Florian	02	74.6	64.0	69.6	16.5	16.0	17.5	17.0	17.0	50.5	120.1	230.3
			SVSAC	74.6	60.5	61.2	16.5	16.0	16.5	18.0	16.0	49.0	110.2	
6	66	FRICKE Leif	02	74.0	61.5	63.6	17.0	17.0	16.5	16.5	17.0	50.5	114.1	229.9
			SVSAC	74.1	62.0	64.8	17.0	17.0	17.0	16.5	17.0	51.0	115.8	
7	58	HOYER Eric	02	74.2	60.0	60.0	17.5	16.5	17.5	18.0	17.0	52.0	112.0	224.0
			SVSAC	74.2	60.0	60.0	17.5	16.5	17.0	17.5	17.5	52.0	112.0	
8	64	KERN Kevin	02	73.9	60.5	61.2	17.0	16.5	17.5	17.0	16.0	50.5	111.7	223.4
			SBW	73.8	60.5	61.2	16.5	17.0	17.5	17.0	16.5	50.5	111.7	
9	61	MACH Simon	02	73.7	58.5	56.4	16.5	17.0	16.5	17.5	16.5	50.0	106.4	221.3
			BSV	73.5	61.0	62.4	17.0	17.5	18.0	17.5	17.5	52.5	114.9	
10	69	KERSTING Lenard	02	74.4	59.5	58.8	16.5	17.0	17.0	17.0	16.5	50.5	109.3	220.5
			WSV	74.5	60.5	61.2	16.0	16.5	17.0	17.5	16.5	50.0	111.2	
10	63	PFEUFFER Niklas	02	74.2	59.5	58.8	16.0	17.0	17.0	17.0	16.5	50.5	109.3	220.5
			TSV	74.3	60.5	61.2	16.0	17.5	17.0	16.5	16.5	50.0	111.2	
12	70	SPIEWOK Simon	02	73.9	60.0	60.0	17.0	16.5	17.0	17.5	16.5	50.5	110.5	219.8
			WSV	73.8	59.5	58.8	16.5	16.5	17.0	17.5	17.0	50.5	109.3	
13	68	JÄGER Maximilian	02	74.2	58.0	55.2	17.0	17.0	17.5	16.0	17.0	51.0	106.2	210.0
			BSV	74.1	57.0	52.8	17.0	17.5	17.0	17.0	16.0	51.0	103.8	
14	71	MOTHES Lukas	02	73.6	60.0	60.0	15.5	15.0	16.5	17.5	16.0	48.0	108.0	208.8
			SVSAC	73.7	57.0	52.8	16.0	15.5	16.5	16.5	15.5	48.0	100.8	
15	67	MAIER Pirmin	02	73.3	58.5	56.4	17.0	15.0	16.5	17.0	16.0	49.5	105.9	207.7
			SBW	73.6	57.0	52.8	16.0	16.5	16.5	18.0	16.0	49.0	101.8	
16	62	NEUMANN Patrick	02	73.9	57.0	52.8	16.5	16.0	16.5	17.0	16.0	49.0	101.8	207.0
			SBW	73.9	58.0	55.2	16.5	16.5	17.0	17.5	16.5	50.0	105.2	
17	59	LEHMANN Moritz	02	74.3	58.5	56.4	15.0	14.5	15.5	17.5	15.0	45.5	101.9	202.1
			SVSAC	74.3	58.0	55.2	14.5	14.0	15.5	16.5	15.0	45.0	100.2	
18	72	HETTICH Tim	02	72.9	57.0	52.8	17.0	16.5	17.0	17.5	16.5	50.5	103.3	198.8
			SBW	73.0	55.0	48.0	15.5	15.0	16.5	16.5	15.5	47.5	95.5	
19	65	LUTHARDT Arthur	02	73.4	53.0	43.2	16.0	14.5	15.5	16.5	16.5	48.0	91.2	192.3
			TSV	73.5	56.5	51.6	17.0	16.5	16.5	16.5	16.5	49.5	101.1	
20	56	SCHRÖN Julius	02	73.3	52.0	40.8	16.0	15.5	16.0	16.0	16.0	48.0	88.8	188.9
			TSV	73.3	56.5	51.6	16.0	16.0	16.0	16.5	16.5	48.5	100.1	

WinSpringen/NK 9.02 --- www.winlaufen.de --- Lizenziert für: Wintersportverein Isny e.V.

Erstellt am: 02.10.16 11:45

Seite 3/4



Werde Fan des DSV Schülercup auf Facebook!



Rang	StNr	Name	Jg Vbd	km/h	Weite	W-Note	-A-	-B-	-C-	-D-	-E-	H-Note	G-Note	T-Note
21	53	WUNDERLICH Torben	02	74.0	54.0	45.6	16.0	15.5	16.0	17.0	16.0	48.0	93.6	188.2
			WSV	73.6	54.0	45.6	16.0	16.5	16.5	17.0	16.0	49.0	94.6	
22	57	WINTERHALDER Nico	02	74.0	53.0	43.2	16.5	15.0	16.5	17.5	15.5	48.5	91.7	186.5
			SBW	74.0	54.5	46.8	16.5	14.5	15.5	16.5	16.0	48.0	94.8	
23	55	KRAMMER Johannes	02	73.7	52.0	40.8	16.0	17.0	16.0	17.5	16.0	49.0	89.8	185.4
			BSV	73.5	54.0	45.6	16.0	17.0	16.5	17.0	16.5	50.0	95.6	
24	60	EICHELBERGER Toni	02	74.3	52.0	40.8	14.5	13.5	14.0	17.0	14.0	42.5	83.3	175.8
			SVSAC	74.1	55.0	48.0	14.5	14.0	15.0	17.0	15.0	44.5	92.5	
25	50	WESCHENFELDER Theo	02	72.7	50.5	37.2	15.5	15.5	15.0	17.0	16.0	47.0	84.2	175.1
			TSV	72.3	53.5	44.4	15.5	14.5	16.0	15.5	15.5	46.5	90.9	
26	54	PFAFF Jan	02	73.6	50.0	36.0	14.5	13.0	15.0	16.0	14.0	43.5	79.5	167.3
			SBW	73.7	52.0	40.8	15.0	15.5	16.0	16.5	15.5	47.0	87.8	
27	52	NEIDHARDT Felix	02	73.7	53.0	43.2	16.0	15.0	15.0	17.0	16.0	47.0	90.2	167.2
			BSV	73.0	47.5	30.0	15.0	16.0	15.5	16.0	15.5	47.0	77.0	
28	51	SCHMIDT Hannes	02	73.7	49.5	34.8	15.0	15.5	15.0	16.0	15.5	46.0	80.8	161.4
			TSV	73.5	49.0	33.6	16.0	15.5	15.5	16.5	15.5	47.0	80.6	
29	49	FLÜGEL Rico	02	74.8	51.5	39.6	14.0	14.0	15.0	17.0	15.0	44.0	83.6	159.2
			SVSAC	74.5	49.0	33.6	14.0	14.0	14.0	16.0	14.0	42.0	75.6	

Aus dem Kampfrichterprotokoll

Gemeldet: 77

Nicht am Start: 2

47 DOLL Lukas SBW SC Sasbachwalden Jungen (S15)  
 48 WEIBHAUSER Mathias BSV SC Ruhpolding Jungen (S15)

In der Wertung: 75

Für die Richtigkeit: \_\_\_\_\_



Werde Fan des DSV Schülercup auf Facebook!

